


ET Series by


MULTI-USE UNDERCOUNTER DISHWASHERS



*Perfect for Restaurants,
Delicatessens & Fast
Food Operations*

*An Industrial
Design Machine
for Commercial
Application*

***FINALLY**, an undercounter
that offers kitchenware results,
in a glass washing machine*



*Process over 200 trays per hour.
Great for small bed nursing
homes and day care facilities*

*When space demands a small dishmachine, don't sacrifice quality or results.
Ask for one of the ET-AF UNDERCOUNTERS.*

At American Dish Service, Quality People, Designs, and Products have been the foundations of our organization for over **45 years**.

www.americandish.com



American Dish Service
Manufacturers of Ware Washing Equipment


900 Blake Street Edwardsville, KS 66111-3820 **Toll Free (800) 922-2178 Phone (913) 422-3700 Fax (913) 422-6630**

ET Series

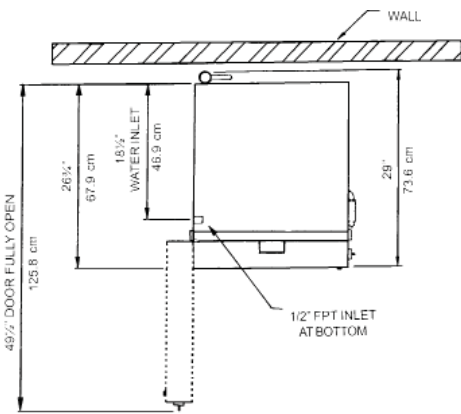
MULTI-USE UNDERCOUNTER DISHWASHERS

ET... The Dishmachine of choice, when space is a concern. You will **NEVER AGAIN** have to sacrifice production or results.

- 1 1/2 HP Wash and Rinse Pump
- Prime Switches
- Automatic Chemical Feed
- 90 Second Complete Time Cycle
- Hinged Mounted Panel for Easy Service Access



Operate a free standing complete warewashing center in only 48" of space. To do this, combine our ET-AF Undercounter with our stainless steel table package



TOP VIEW

CAUTION:

Electrical and plumbing connections should be made by a qualified Service Person who will comply with all available federal, state, and local Health, Electrical, Plumbing, and Safety codes.

• Manufacturer reserves the right to modify these specifications in compliance with regulatory agencies and manufacturing expediency.

NOTE:

All dimensions listed have a tolerance of + or - 1/8" unless otherwise noted.



ET Series Specifications

ET-AF

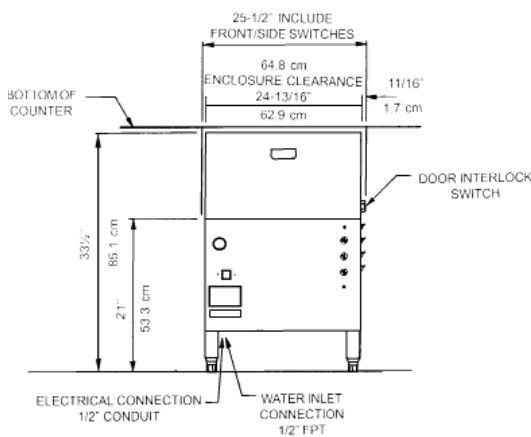
FAMILY MODELS

	ET-AF	ET-A	ET-AH
NSF RATED CAPACITY (RACKS/HOUR)	30	24	20
WASH TIME (IN SECONDS)	45	60	75
RINSE TIME (IN SECONDS)	30	45	60
DWELL (IN SECONDS)	15	15	15
TOTAL CYCLE TIME (IN SECONDS)	90	120	150

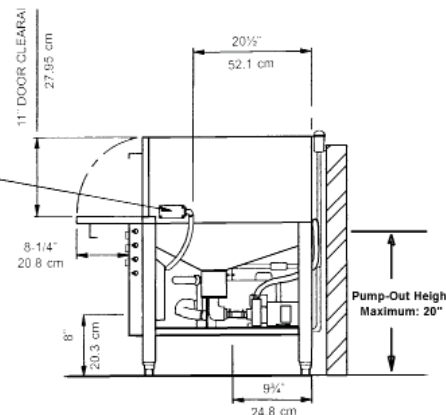
WATER TEMPERATURE OF SUPPLY WATER (NSF) **120° F. MINIMUM** (49° CELSIUS)
 WATER CONSUMPTION (NSF RATED) . **1.7 GALS. PER CYCLE** Or 6.4 liters/cycle
 MOTOR RATING (Pump) **(1.125 KW) 1.5 HORSEPOWER**
 DRAIN MOTOR RATING..... **(.037KW) 1/20 HP**
 SUSTAINER HEATER..... **1/2KW**
 ELECTRICAL RATING (NEC) **115 Vac, 20amp breaker, 50/60Hz, 1 phase**

Connect to Supply Source using 10-12 AWG Copper wires using non-time delay fuse of 20 amp rating or 20 amp circuit breaker.

RACK SIZE . . . **STANDARD 19.75" X 19.75" (Or 50.2 X 50.2 cm)**
 DOOR CLEARANCE" . **11" TALL X 22.25" WIDE (Or 27.9 x 56.5 cm)**
 WATER INLET **(1/2") F.P.T.**
 DRAIN SIZE **3/4" I.D Hose by 60" Long**
 PUMP-OUT HEIGHT(Maximum)..... **20"**
 HEIGHT OF STANDARD ET (ADJUSTER FEET WILL GIVE) **MIN: 33.5" - MAX:34.5"** (85.1 to 87.6 cm)
 HEIGHT OF ET-AF-3 **MIN: 36.5" - MAX:37.5"** (92.7 to 95.2 cm)
 WIDTH (OVERALL) **25.5"** (64.8 cm)
 DEPTH (OVERALL) **29"** (73.6 cm)
 SHIPPING WEIGHT **201 POUNDS** (91.2 kg)
 SHIPPING VOLUME (CRATED) **28.6 CU. FT.** (.8 cu meters)



FRONT VIEW



SIDE VIEW

Effective 10/02

ADS has built a strong history based on Customer Service, Quality and Reliability. A Commitment to Excellence is the driving force behind American Dish Service.

900 Blake Street Edwardsville, KS 66111-3820 **Toll Free (800) 922-2178 Phone (913) 422-3700 Fax (913) 422-6630**